

Porovnanie eGovernment vývoja v krajinách V4



Jaroslav Svoboda (MV ČR)



Peter Druga (PD Consulting, SR)

Krajiny V4

eGov 2004

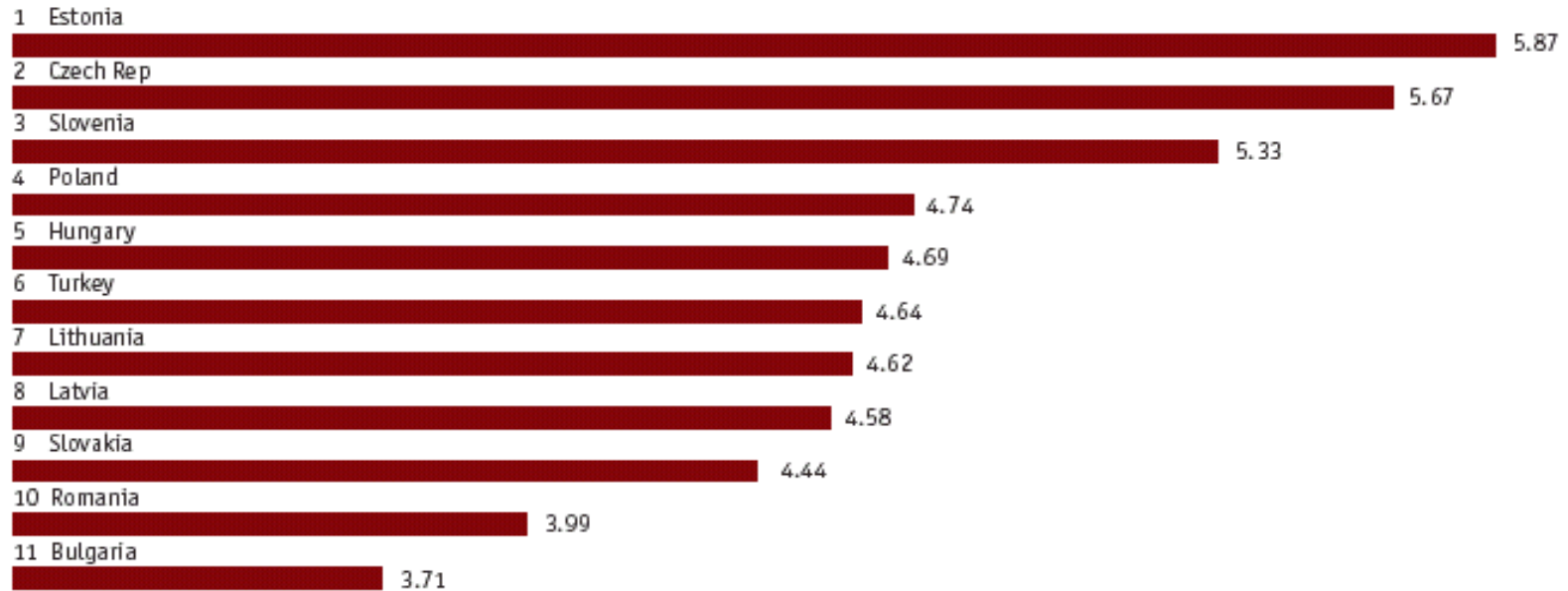
IDC – Information Society Index

November 2004

Country	<i>Ranked (total)</i>	<i>computer</i>	<i>telecom</i>	<i>internet</i>	<i>social</i>
Denmark	1	3	9	8	5
Sweden	2	10	7	1	3
USA	3	1	20	10	9
Slovenia	26	32	14	35	18
Czech republic	27	26	8	31	33
Hungary	28	29	13	32	28
Poland	33	35	34	39	27
Slovakia	35	36	26	45	35
Bulgaria	40	44	36	48	31
Romania	48	48	43	49	39

eGov rankings 2004 (the Economist)

Central Europe e-government rankings*



* Scores are on a scale of 1 to 10
Source: Economist Intelligence Unit

Economist Intelligence Unit e-readiness rankings, 2005

2005 e-readiness rank (of 65)	2004 rank	Country	2005 e-readiness score (of 10) ^a	2004 score
1	1	Denmark	8.74	8.28
2	6	US	8.73	8.04
3	3	Sweden	8.64	8.25
4	10	Switzerland	8.62	7.96
5	2	UK	8.54	8.27
6 (tie)	9	Hong Kong	8.32	7.97
6 (tie)	5	Finland	8.32	8.08
8	8	Netherlands	8.28	8.00
9	4	Norway	8.27	8.11
10	12	Australia	8.22	7.88
11	7	Singapore	8.18	8.02
12 (tie)	11	Canada	8.09	7.92
12 (tie)	13	Germany	8.09	7.83
14	12	Austria	8.01	7.68
15	16	Ireland	7.98	7.45
16	19	New Zealand	7.82	7.33
17	17	Belgium	7.71	7.41
18	14	S. Korea	7.66	7.73
19	18	France	7.61	7.34
20	22	Israel	7.45	7.06
21	25	Japan	7.42	6.86
22	20	Taiwan	7.13	7.32
23	21	Spain	7.08	7.20
24	23	Italy	6.95	7.05
25	24	Portugal	6.90	7.01
26	26	Estonia	6.82	6.54
27	31	Slovenia	6.22	6.06
28	27 (tie)	Greece	6.10	6.47
29	27 (tie)	Czech Republic	6.09	6.47
30	30	Hungary	6.07	6.22
31	29	Chile	5.97	6.35
32 (tie)	36	Poland	5.53	5.41
32 (tie)	32	South Africa	5.53	5.79
34	39 (tie)	Slovakia	5.51	5.33

Networking Readiness Ranking 2005

(WEF 2005)

The Networked Readiness Index Rankings 2005

Rank	Country	Score
1	United States	2.82
2	Singapore	1.89
3	Denmark	1.80
4	Iceland	1.70
5	Finland	1.32
6	Canada	1.24
7	Taiwan	1.21
8	Sweden	1.19
9	Switzerland	1.16
10	United Kingdom	1.14
11	Hong Kong SAR	1.14
12	Netherlands	1.09
13	Norway	1.02
14	Estonia, Rep.	1.01
15	Australia	1.00
16	Japan	1.04
17	Germany	1.00
18	Austria	1.00
19	Israel	1.00
20	Ireland	1.00
21	New Zealand	1.04
22	France	1.01
23	Estonia	0.90
24	Malaysia	0.82
25	Belgium	0.87
26	Luxembourg	0.80
27	Portugal	0.90
28	United Arab Emirates	0.94
29	Chile	0.82
30	Malta	0.51

31	Spain	0.43
32	Czech Republic	0.36
33	Cyprus	0.36
34	Thailand	0.35
35	Slovenia	0.34
36	Turkey	0.32
37	South Africa	0.30
38	Hungary	0.27
39	Qatar	0.25
40	India	0.23
41	Slovak Republic	0.19
42	Italy	0.16
43	Greece	0.09
44	Lithuania	0.09
45	Mexico	0.07
46	Egypt	0.06
47	Jordan	0.02
48	Turkey	0.00
49	Bahrain	0.00
50	China	-0.01
51	Latvia	-0.02
52	Brazil	-0.04
53	Poland	-0.09
54	Indonesia	-0.11
55	Moldova	-0.14
56	Bolivia	-0.16
57	Croatia	-0.22
58	Romania	-0.22

Krajiny V4

eGov 2006 ???

V4 vývoj vs. EST ???

eGov 2006 ???

G2C porovnanie – IDAbc 2006

eGOV služby pro občany	CZ	HU	PL	SK	EE
Daňové priznání a platby	4	3	2	4	4
Hledání zaměstnání	3	2	2	1	3
Vyřizování sociálních dávek					
a. Podpora nezaměstnaných	2	1	2	2	2
b. Podpora dětí	4	2	1	2	4
c. Lékařské služby	3-4	2	2	1	4
d. Podpory pro studenty		1-2	0	0	1
Vyřizování osobních dokladů					
a. Cestovní doklad – pas	1	2	1	1	2
b. Řidičský průkaz	1	2	1	1	1
Registrace vozidel	1	2	1	2	2
Stavební řízení	1	1	1	1	1
Oznámení policii	1	1	1	1	3
Veřejné knihovny	0-1	0-2	1	1	3
Matriční události (narození, sňatky ...)	1	3	1	1	0-1
Hlášení na vysoké školy	2	2	1	1	4
Změna adresy	1	3	1	1	1
Zdravotnické služby	1	1	1	1	

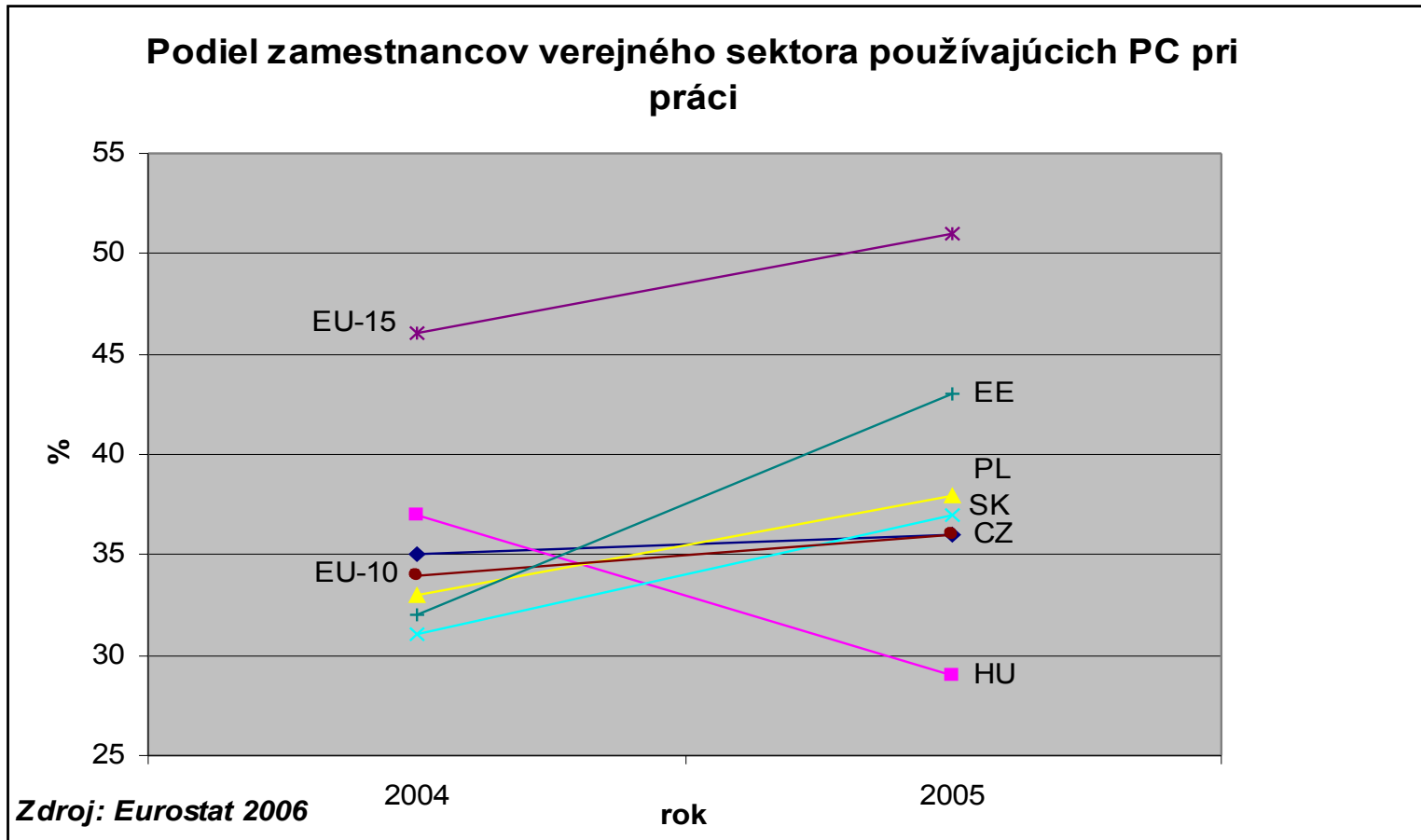
G2B porovnanie – IDAabc 2006

eGOV služby pro podnikatele	CZ	HU	PL	SK	EE
Sociální a zdravotní pojištění	3	2	4	4	4
Daňová přiznání a platby	4	4	2	4	4
DPH (VAT)	4	2	2	2	4
Založení firmy	2	3	1	2	4
Podávání statistických výkazů	3	3	3	2	3
Celní deklarace	3	2	4	1	4
Ochrana životního prostředí	1-2	2	1	1	4
Veřejné zakázky	2-3	2	3	2	4

Zdroj: European Commission – Web Based Survey on Electronic Public Services 2006

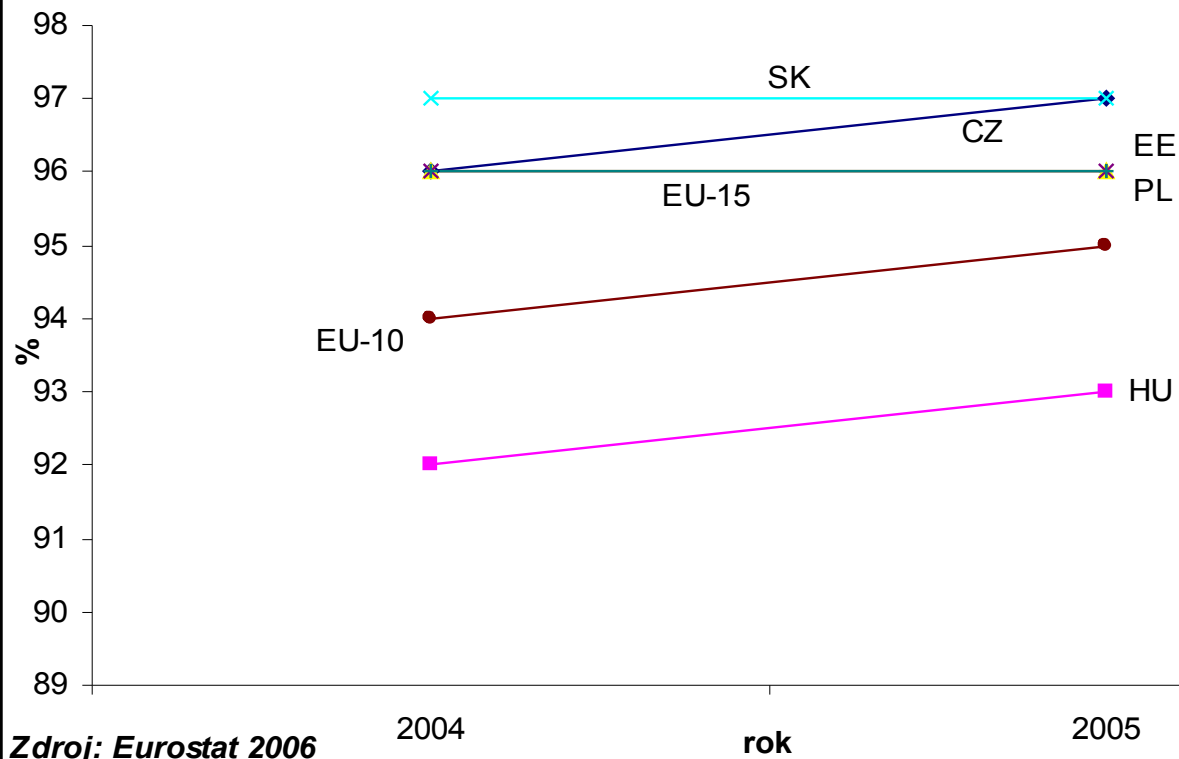
Využívanie PC pri práci vo VS

(Eurostat 2006)



Internet a % zamestnancov VS (Eurostat 2006)

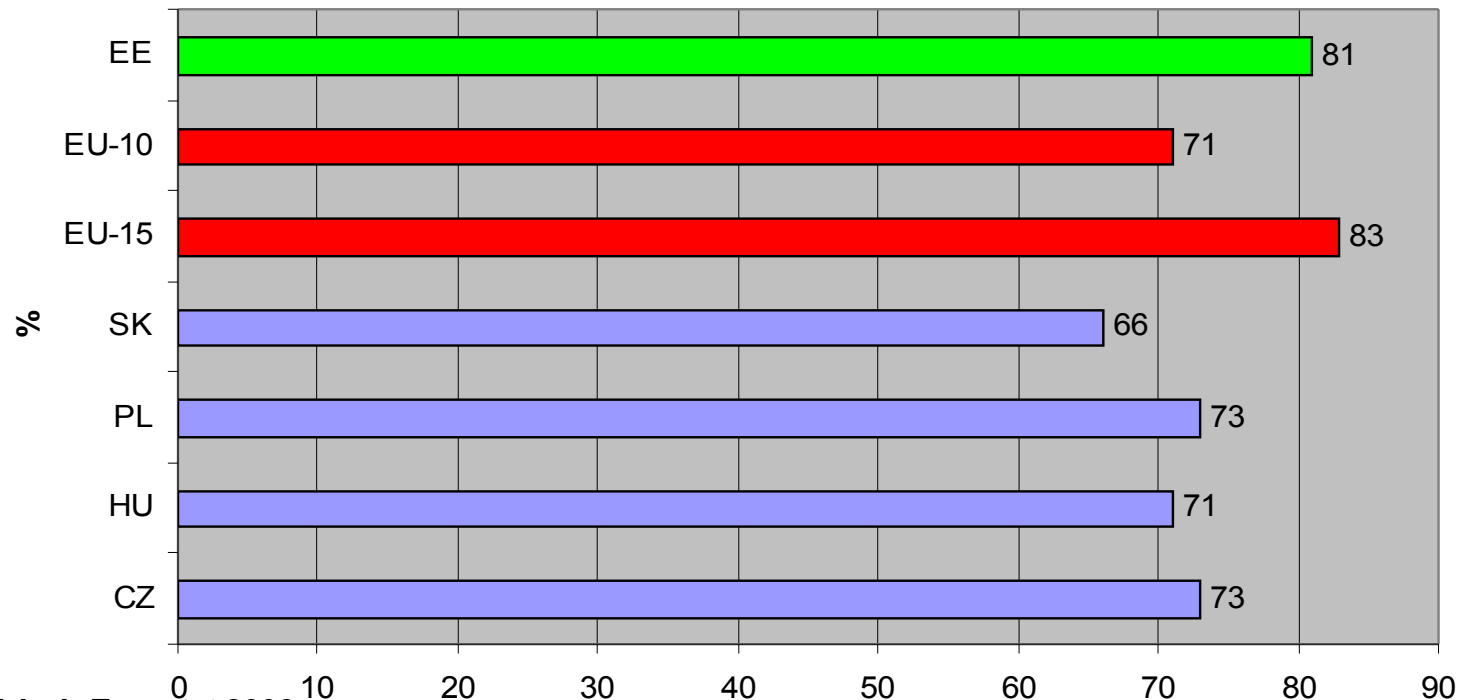
Podiel zamestnancov verejného sektora používajúcich internet pri práci



Broadband a % zamestnancov VS

(Eurostat 2006)

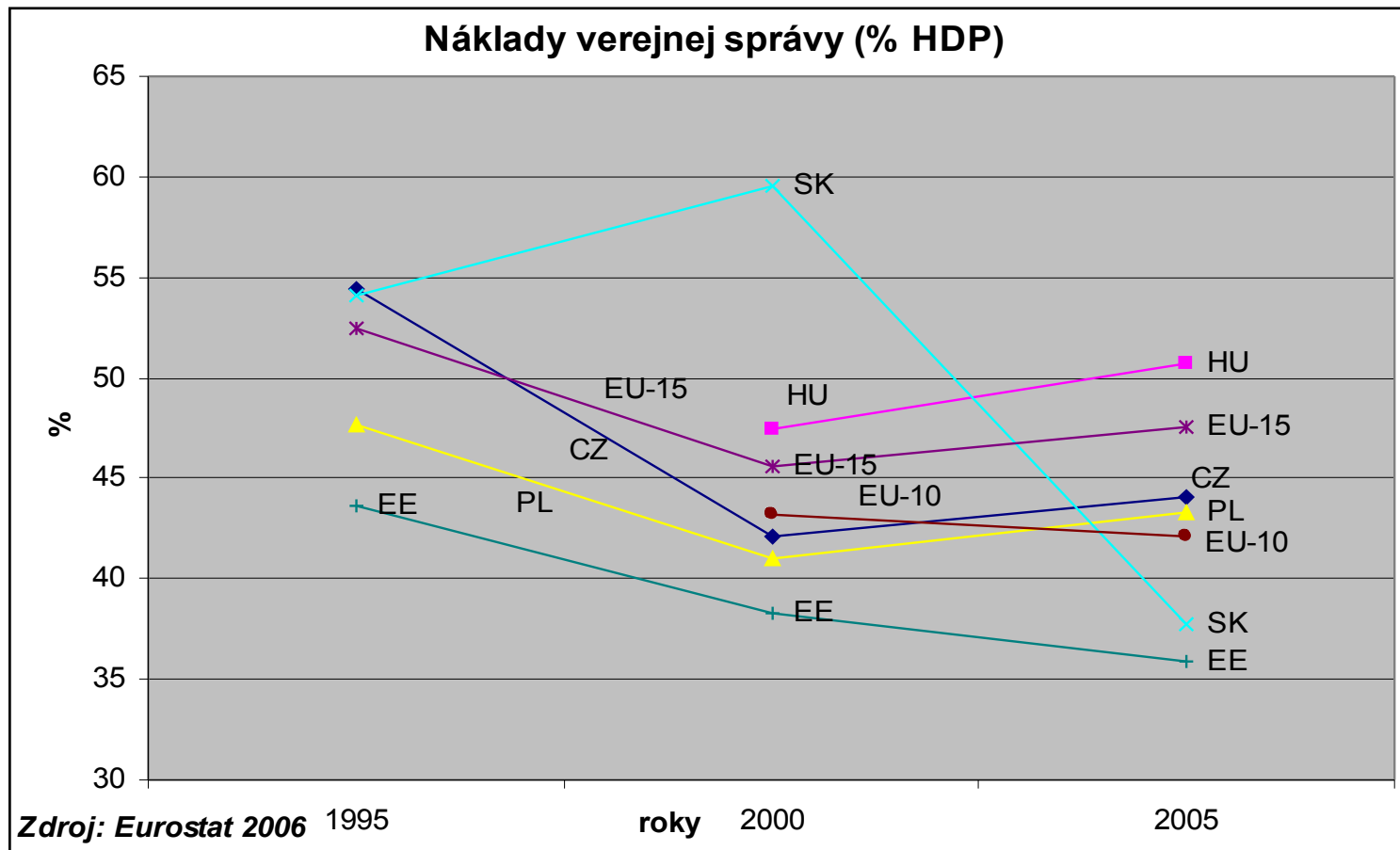
Podiel zamestnancov verejnej správy pripojených v r.2005 na širokopásmový internet prostredníctvom pevnej siete (%)



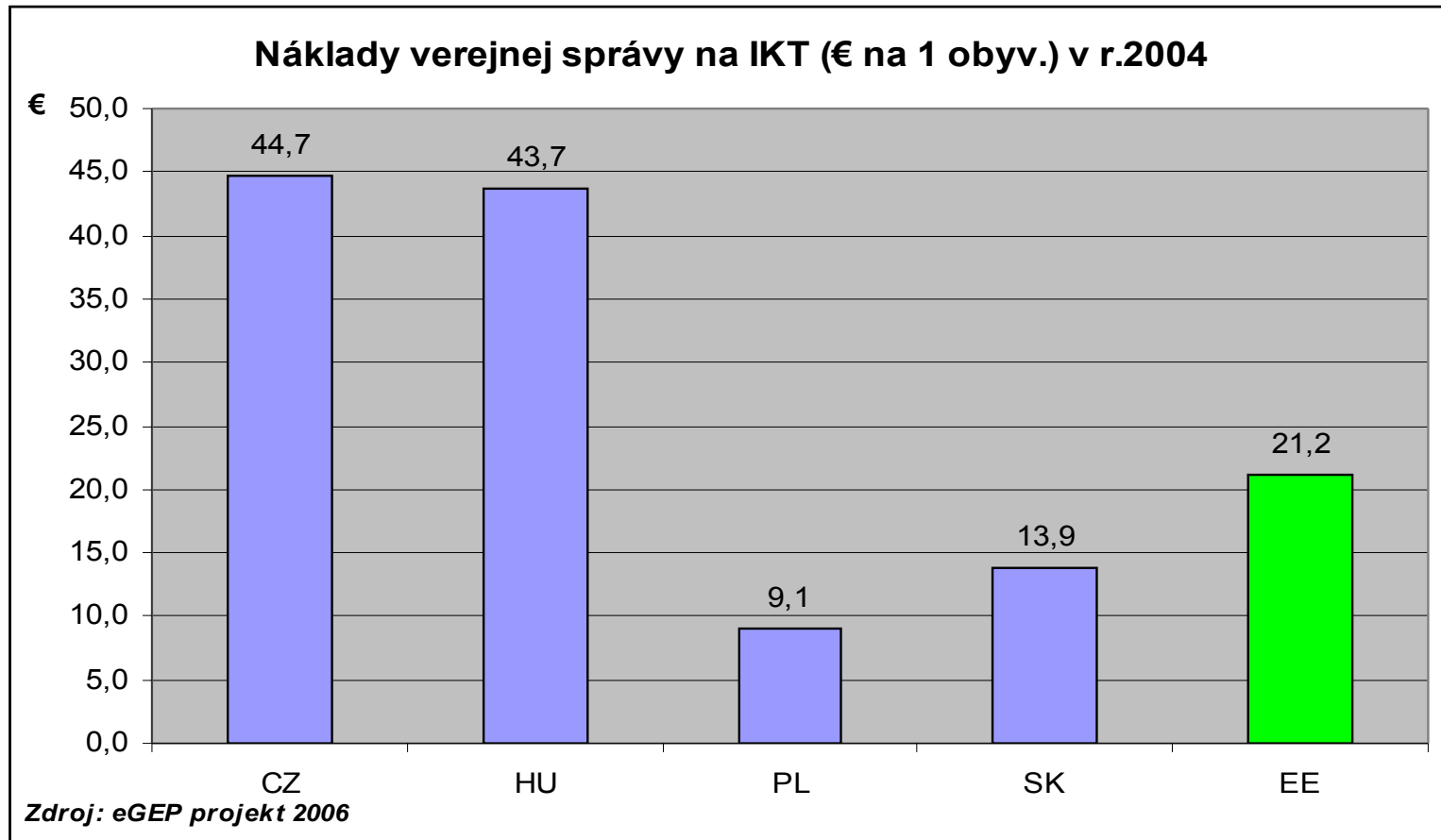
Zdroj: Eurostat 2006

Náklady VS 1995 - 2005

(Eurostat 2006)

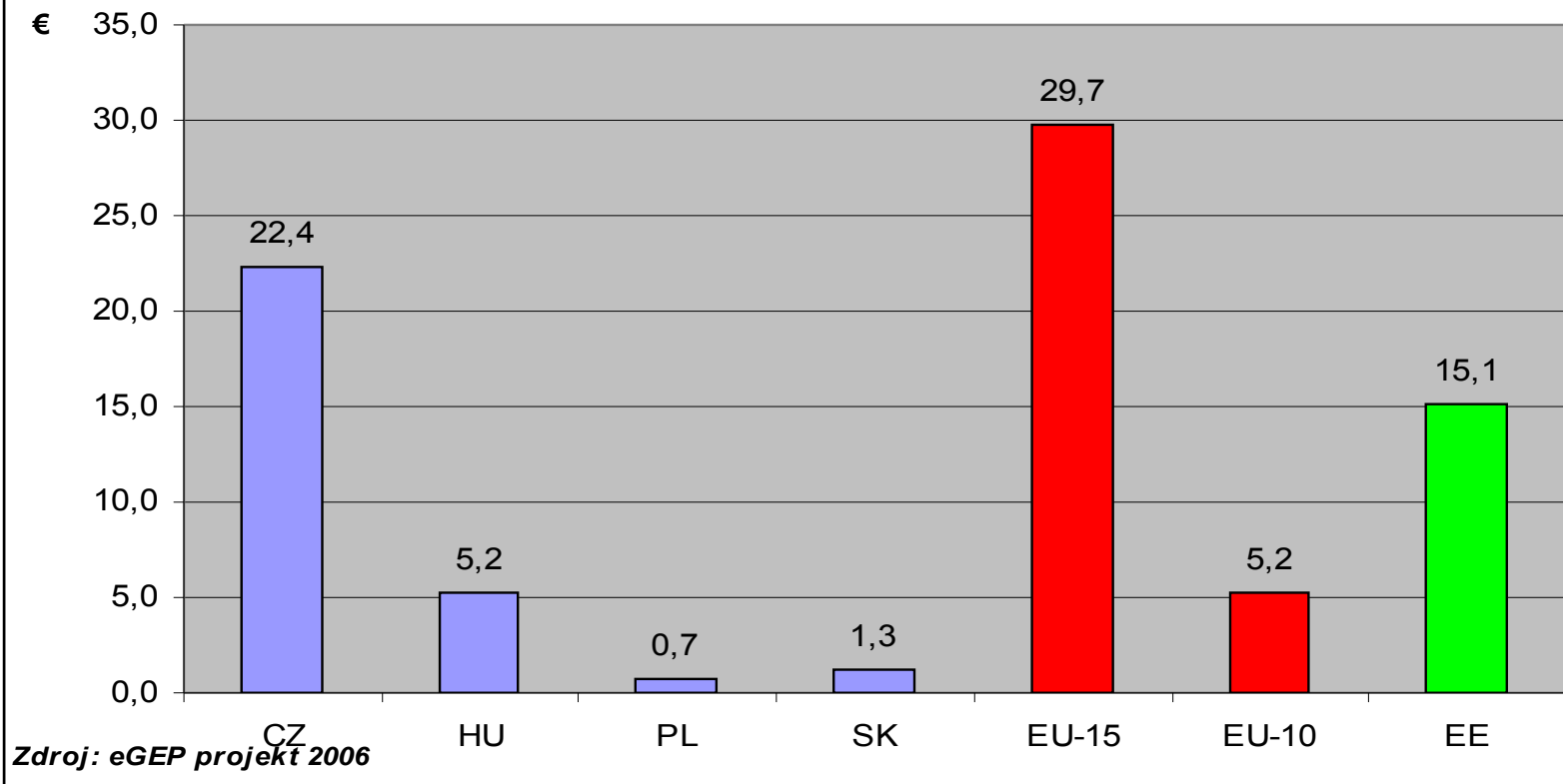


Náklady VS na IKT (eGEP 2006)



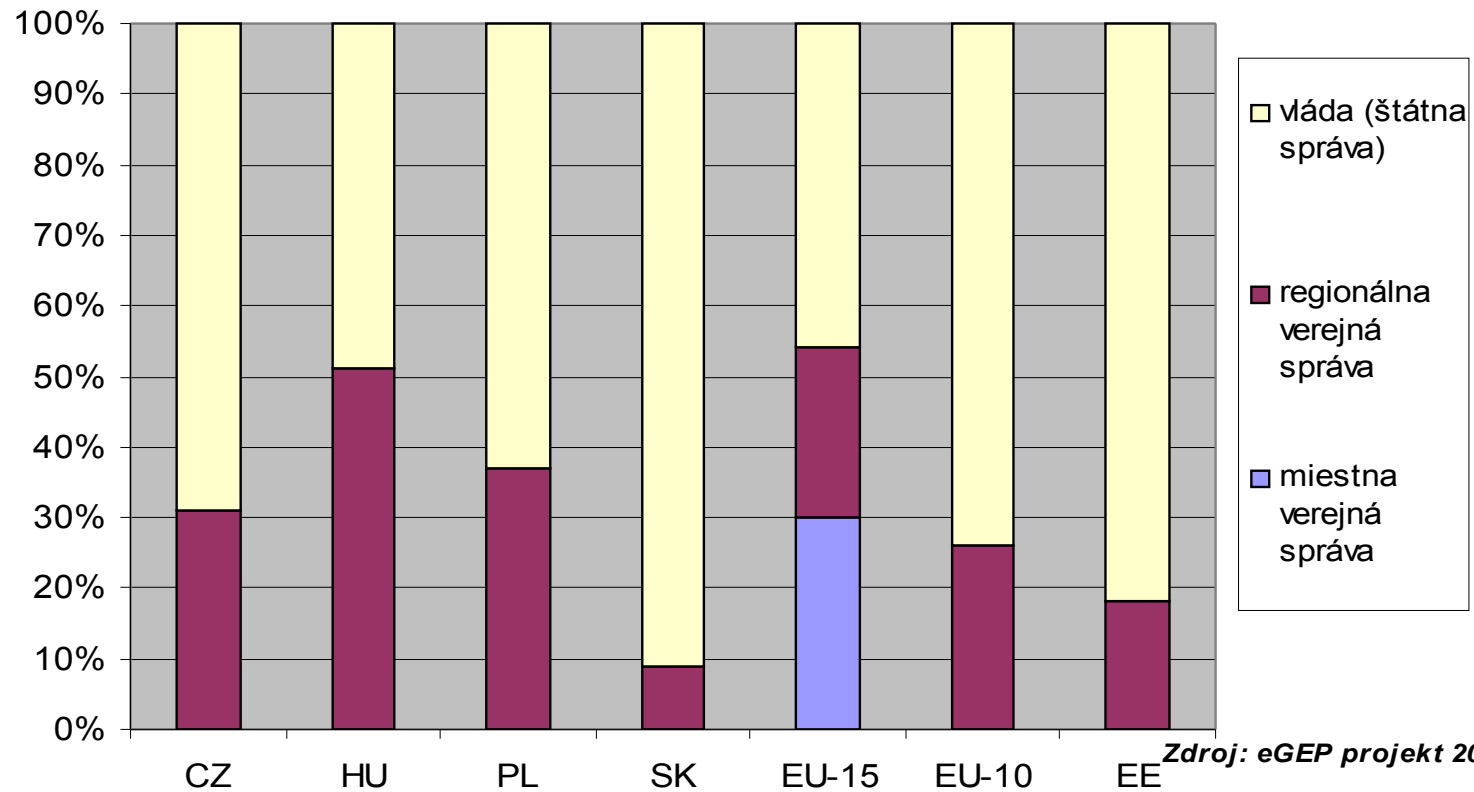
Náklady VS na eGov (eGEP 2006)

**Celkové náklady veřejnej správy na eGovernment v r.2004
(v € na 1 obyv.)**



Podiel jednotlivých druhov vlád na nákladoch eGov (eGEP 2006)

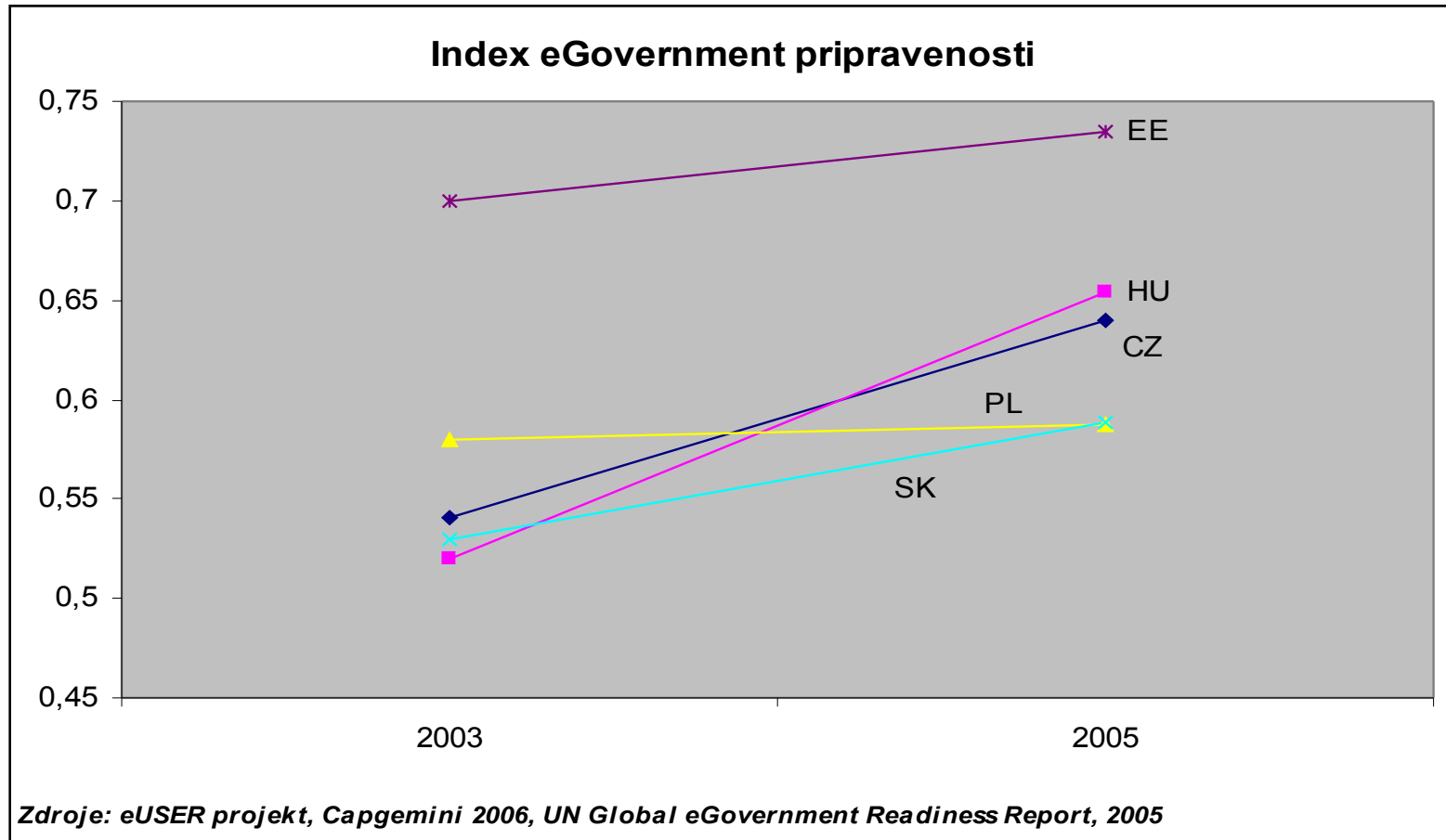
Podiel nákladov verejnej správy na eGovernment v r.2004 (%)



Zdroj: eGEP projekt 2006

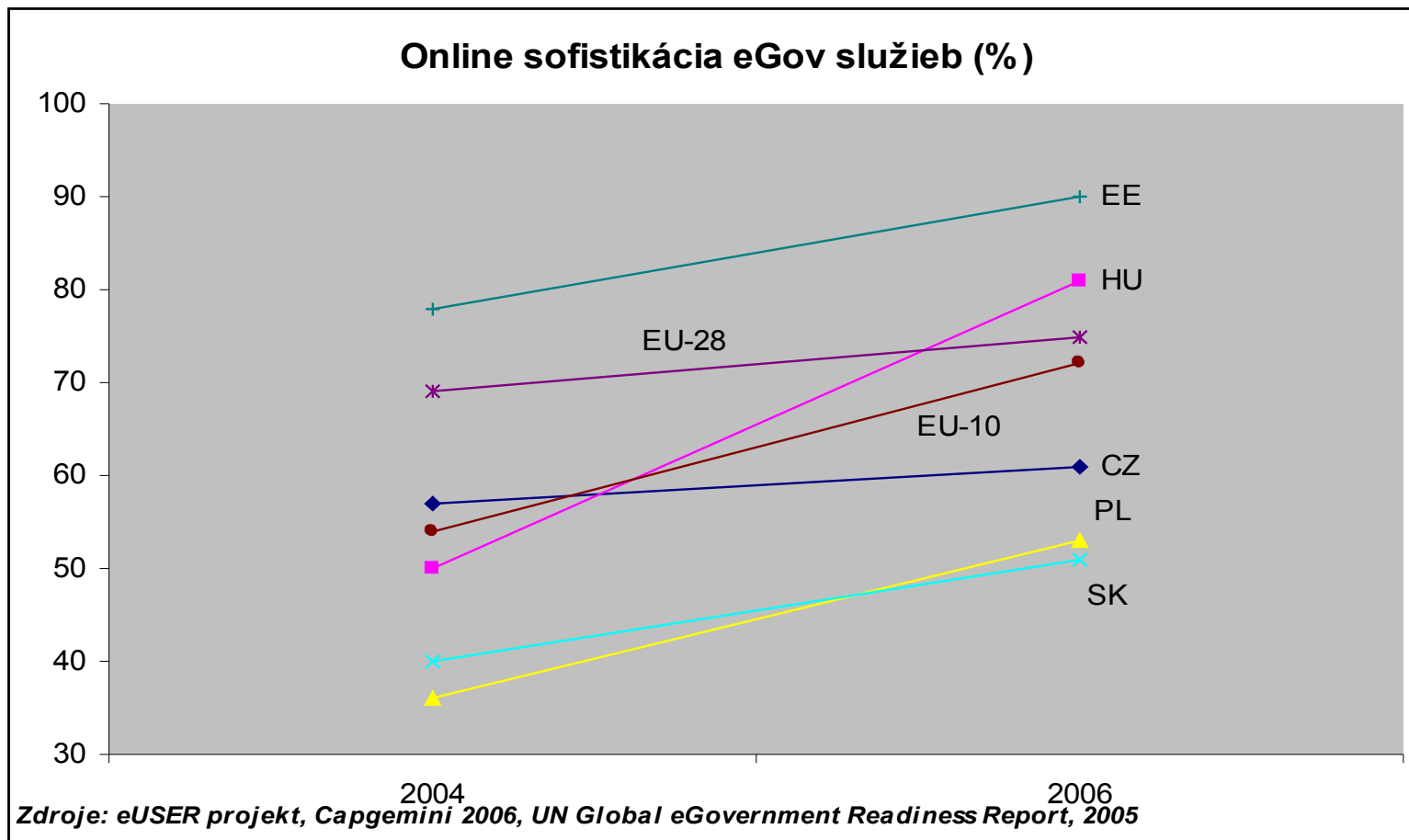
eGov pripravenost'

(eUSER, OSN 2005)



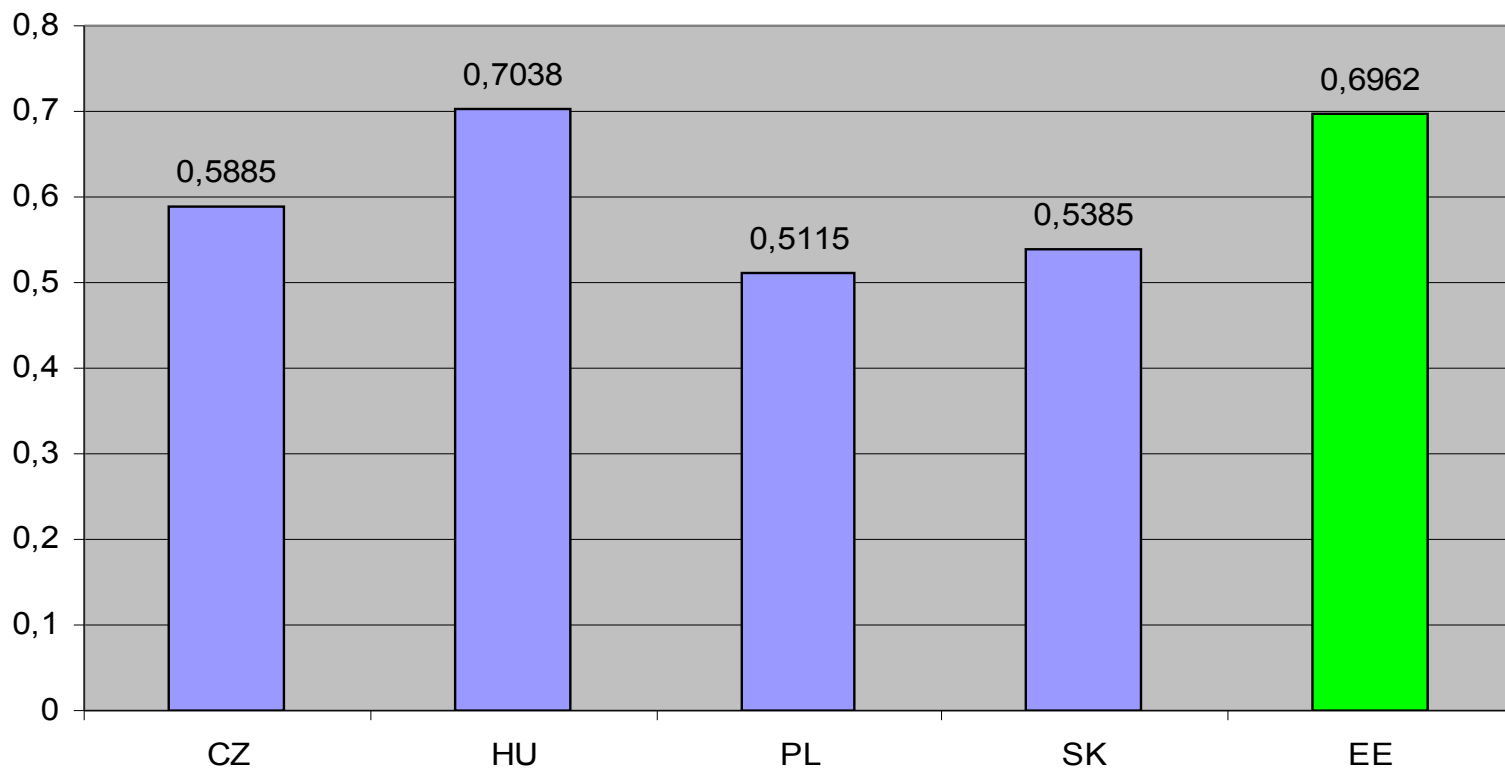
Online eGov sofistikácia

(CapGemini 2006)



eGov Weby (OSN 2005)

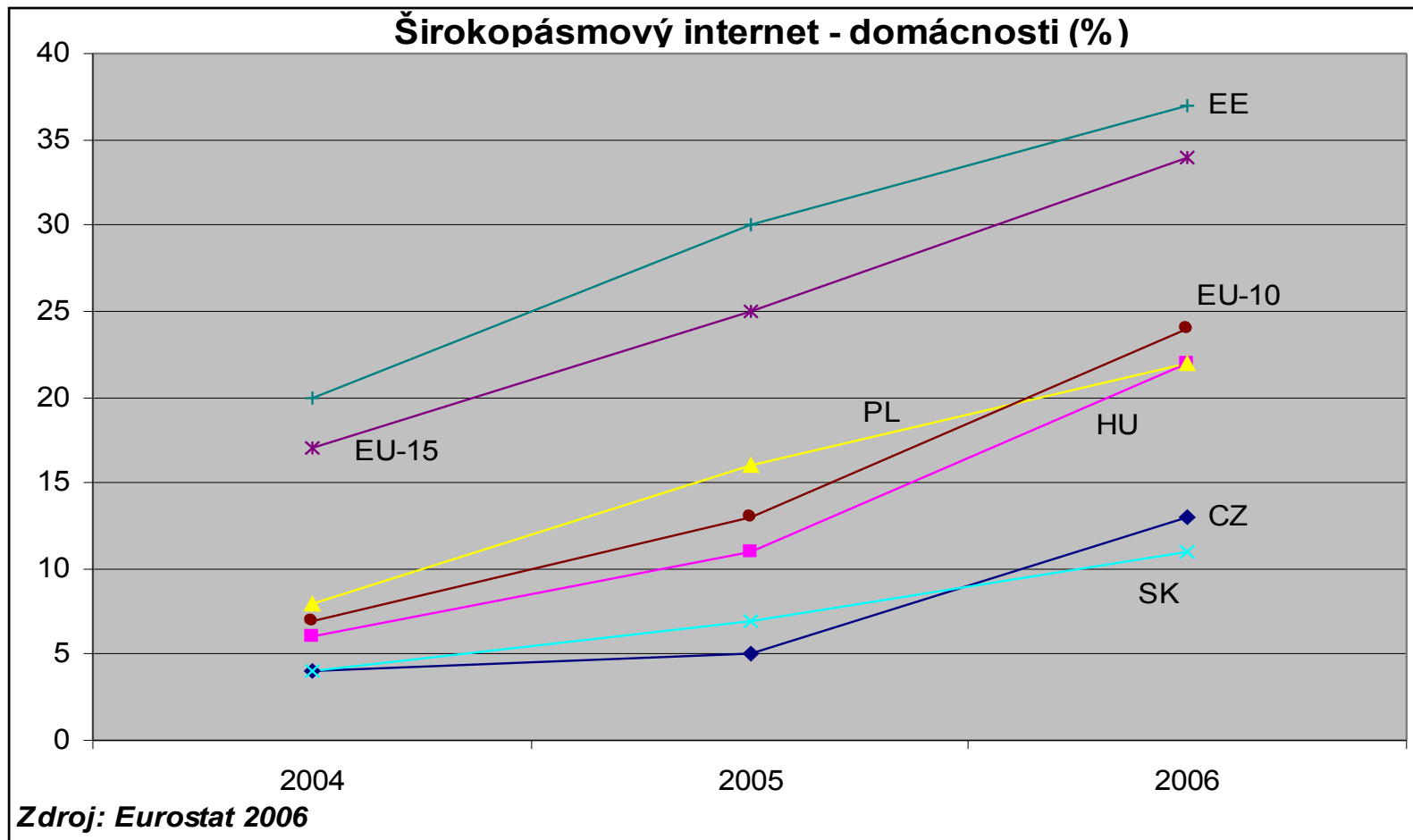
eGovernment Web Measure Assessment Index (2005)



Zdroj: UN Global eGovernment Readiness Report, 2005

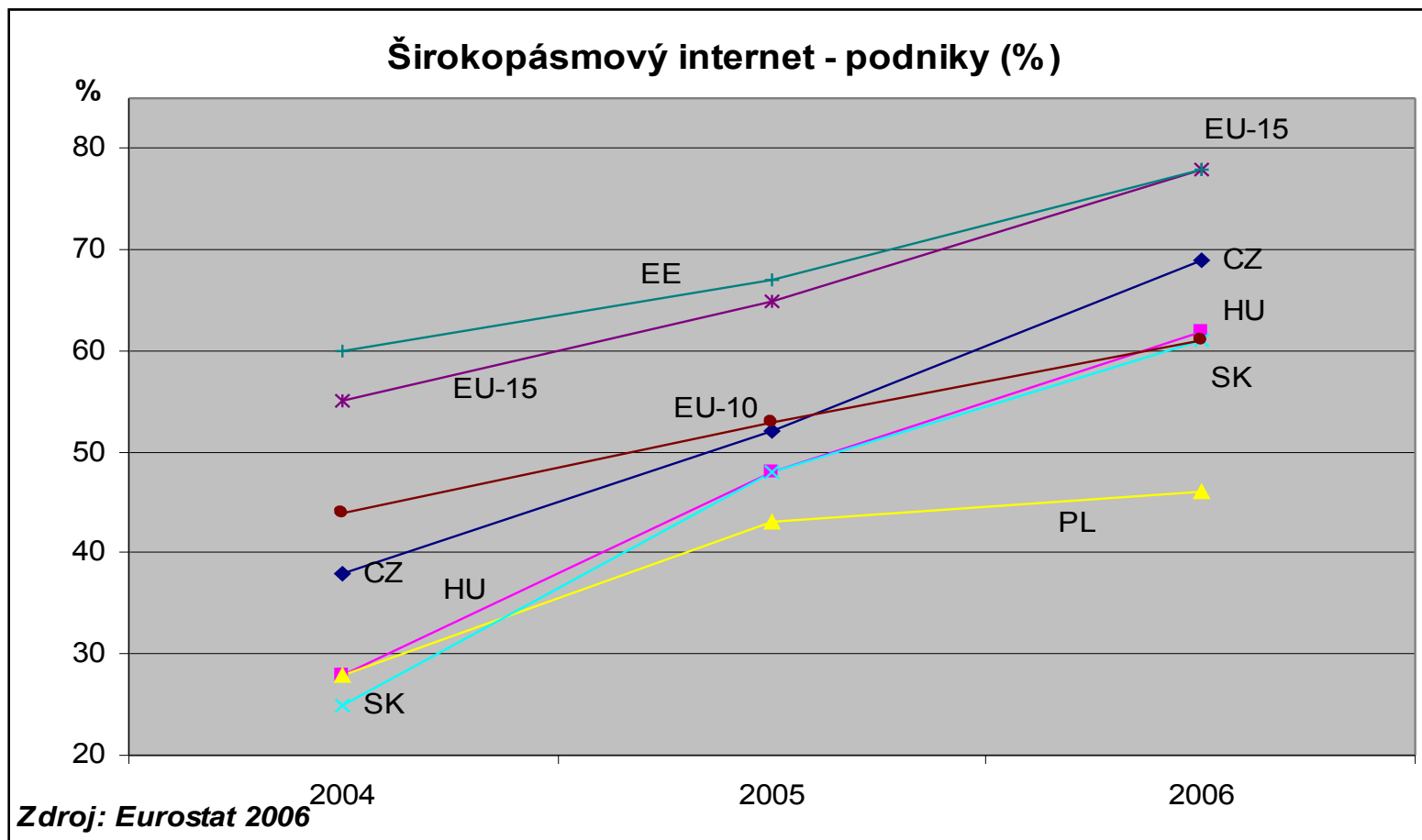
Broadband – domácnosti

(EUROSTAT 2006)



Broadband – podniky

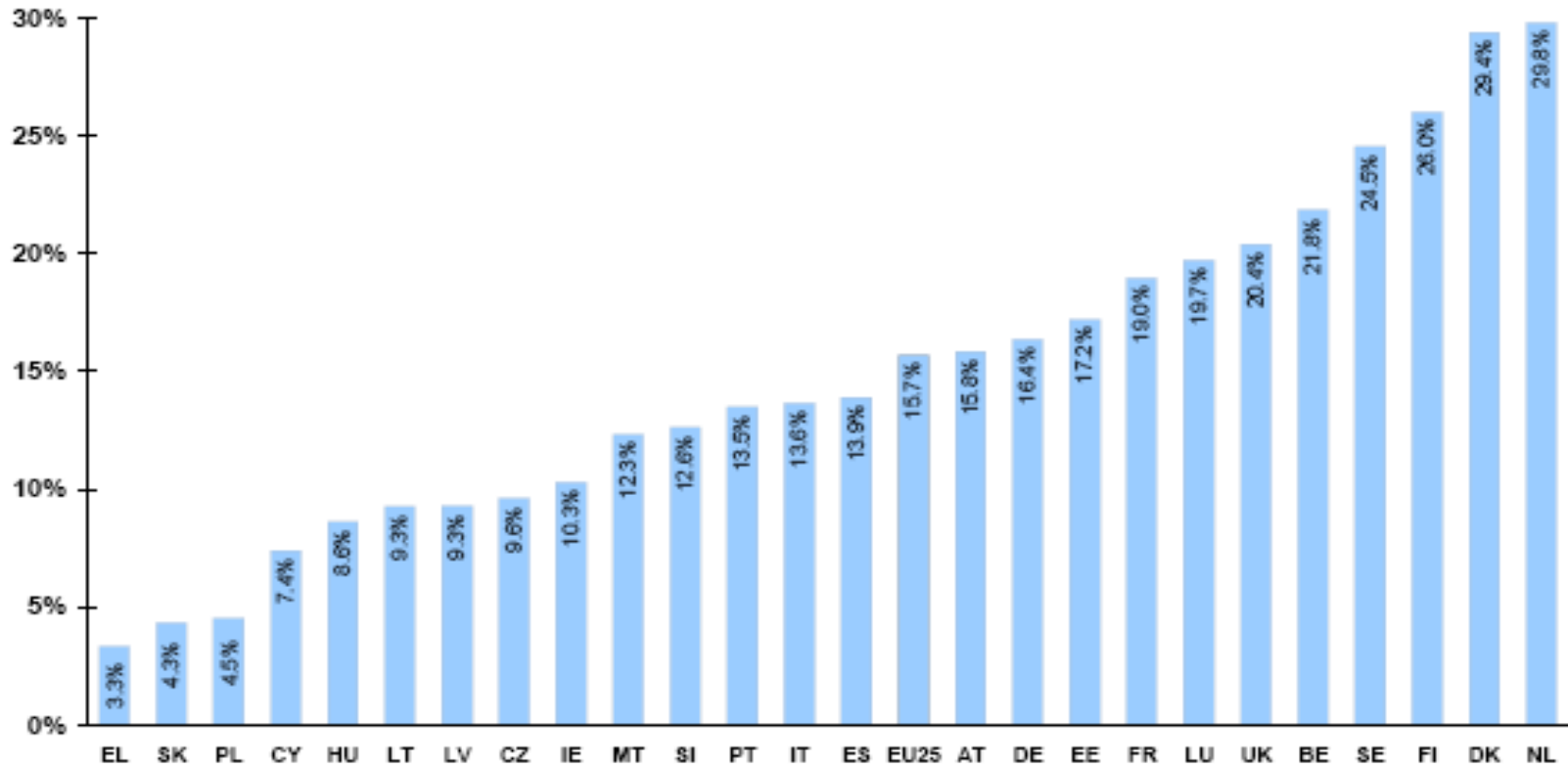
(EUROSTAT 2006)



Broadband 2006 v EU-25

(EK 2007)

EU Broadband penetration rate, 1 October 2006



Data for Austria as of July 2006. The estimate for the Austrian NRA for October 2006 is 16.42%

Networked Readiness Index 2006-7

(WEF 2007)

The Networked Readiness Index 2006–2007 rankings

Rank	Country/ Economy	Score			
1	Denmark	5.71	31	Chile	4.36
2	Sweden	5.66	32	Spain	4.35
3	Singapore	5.60	33	Hungary	4.33
4	Finland	5.59	34	Czech Republic	4.28
5	Switzerland	5.58	35	Tunisia	4.24
6	Netherlands	5.54	36	Qatar	4.21
7	United States	5.54	37	Thailand	4.21
8	Iceland	5.50	38	Italy	4.19
9	United Kingdom	5.45	39	Lithuania	4.18
10	Norway	5.42	40	Barbados	4.18
11	Canada	5.35	41	Slovak Republic	4.15
12	Hong Kong SAR	5.35	42	Latvia	4.13
13	Taiwan, China	5.28	43	Cyprus	4.12
14	Japan	5.27	44	India	4.06
15	Australia	5.24	45	Jamaica	4.05
16	Germany	5.22	46	Croatia	4.00
17	Austria	5.17	47	South Africa	4.00
18	Israel	5.14	48	Greece	3.98
19	Korea, Rep.	5.14	49	Mexico	3.91
20	Estonia	5.02	50	Bahrain	3.89
21	Ireland	5.01	51	Mauritius	3.87
22	New Zealand	5.01	52	Turkey	3.86
23	France	4.99	53	Brazil	3.84
24	Belgium	4.93	54	Kuwait	3.80
25	Luxembourg	4.90	55	Romania	3.80
26	Malaysia	4.74	56	Costa Rica	3.77
27	Malta	4.52	57	Jordan	3.74
28	Portugal	4.48	58	Poland	3.69
29	United Arab Emirates	4.42	59	China	3.68
30	Slovenia	4.41	60	Uruguay	3.67

PL Networking Readiness vývoj (WEF 2005)

The Networked Readiness Index Rankings 2005

Rank	Country	Score
1	United States	2.82
2	Singapore	1.89
3	Denmark	1.80
4	Iceland	1.79
5	Finland	1.72
6	Canada	1.54
7	Taiwan	1.51
8	Sweden	1.49
9	Switzerland	1.48
10	United Kingdom	1.44
11	Hong Kong SAR	1.44
12	Netherlands	1.39
13	Norway	1.33
14	Korea, Rep.	1.31
15	Australia	1.29
16	Japan	1.24
17	Germany	1.19
18	Austria	1.19
19	Israel	1.16
20	Ireland	1.15
21	New Zealand	1.14
22	France	1.11
23	Estonia	0.95
24	Malaysia	0.92
25	Belgium	0.87
26	Luxembourg	0.80
27	Paraguay	0.56
28	United Arab Emirates	0.54
29	Chile	0.52
30	Malta	0.51
31	Sri Lanka	0.47
32	Czech Republic	0.36
33	Cyprus	0.36
34	Thailand	0.35
35	Slovenia	0.34
36	Turkey	0.33
37	South Africa	0.30
38	Hungary	0.27
39	Qatar	0.25
40	India	0.22
41	Slovak Republic	0.19
42	Italy	0.18
43	Sri Lanka	0.18
44	Uzbekistan	0.17
45	Maldives	0.17
46	Kuwait	0.16
47	Indonesia	0.12
48	Turkey	0.10
49	Bahrain	0.10
50	Chile	-0.11
51	Latvia	-0.13
52	Brazil	-0.14
53	Paraguay	-0.19
54	Jamaica	-0.11
55	Maldives	-0.14
56	Bolivia	-0.16
57	Croatia	-0.22
58	Romania	-0.22

The Networked Readiness Index 2006–2007 rankings

Rank	Country/ Economy	Score
1	Denmark	5.71
2	Sweden	5.66
3	Singapore	5.60
4	Finland	5.59
5	Switzerland	5.58
6	Netherlands	5.54
7	United States	5.54
8	Iceland	5.50
9	United Kingdom	5.45
10	Norway	5.42
11	Canada	5.35
12	Hong Kong SAR	5.35
13	Taiwan, China	5.28
14	Japan	5.27
15	Australia	5.24
16	Germany	5.22
17	Austria	5.17
18	Israel	5.14
19	Korea, Rep.	5.14
20	Estonia	5.02
21	Ireland	5.01
22	New Zealand	5.01
23	France	4.99
24	Belgium	4.93
25	Luxembourg	4.90
26	Malaysia	4.74
27	Malta	4.52
28	Portugal	4.48
29	United Arab Emirates	4.42
30	Slovenia	4.41
31	Chile	4.36
32	Spain	4.35
33	Hungary	4.33
34	Czech Republic	4.28
35	Tunisia	4.24
36	Qatar	4.21
37	Thailand	4.21
38	Italy	4.19
39	Lithuania	4.18
40	Barbados	4.18
41	Slovak Republic	4.15
42	Latvia	4.13
43	Cyprus	4.12
44	India	4.06
45	Jamaica	4.05
46	Croatia	4.00
47	South Africa	4.00
48	Greece	3.98
49	Mexico	3.91
50	Bahrain	3.89
51	Mauritius	3.87
52	Turkey	3.86
53	Brazil	3.84
54	Kuwait	3.80
55	Romania	3.80
56	Costa Rica	3.77
57	Jordan	3.74
58	Poland	3.69
59	China	3.68
60	Uruguay	3.67



CZ Networking Readiness vývoj (WEF 2005)

The Networked Readiness Index Rankings 2005

Rank	Country	Score
1	United States	2.82
2	Singapore	1.89
3	Denmark	1.80
4	Iceland	1.79
5	Finland	1.72
6	Canada	1.54
7	Taiwan	1.51
8	Sweden	1.49
9	Switzerland	1.48
10	United Kingdom	1.44
11	Hong Kong SAR	1.44
12	Netherlands	1.39
13	Norway	1.33
14	Korea, Rep.	1.31
15	Australia	1.29
16	Japan	1.24
17	Germany	1.19
18	Austria	1.19
19	Israel	1.16
20	Ireland	1.15
21	New Zealand	1.14
22	France	1.11
23	Estonia	0.95
24	Malaysia	0.92
25	Belgium	0.87
26	Luxembourg	0.80
27	Paraguay	0.56
28	United Arab Emirates	0.54
29	Chile	0.52
30	Malta	0.51
31	Sri Lanka	0.47
32	Czech Republic	0.36
33	Cyprus	0.36
34	Thailand	0.35
35	Slovenia	0.34
36	Turkey	0.33
37	South Africa	0.30
38	Hungary	0.27
39	Qatar	0.25
40	India	0.22
41	Slovak Republic	0.19
42	Italy	0.18
43	Sri Lanka	0.18
44	Uzbekistan	0.18
45	Malaysia	0.17
46	Korea	0.16
47	Japan	0.12
48	Turkey	0.10
49	Chile	0.10
50	Chile	-0.11
51	Latvia	-0.13
52	Sri Lanka	-0.14
53	Paraguay	-0.19
54	Jamaica	-0.11
55	Mexico	-0.14
56	Bolivia	-0.16
57	Croatia	-0.22
58	Romania	-0.23

The Networked Readiness Index 2006–2007 rankings

Rank	Country/ Economy	Score
1	Denmark	5.71
2	Sweden	5.66
3	Singapore	5.60
4	Finland	5.59
5	Switzerland	5.58
6	Netherlands	5.54
7	United States	5.54
8	Iceland	5.50
9	United Kingdom	5.45
10	Norway	5.42
11	Canada	5.35
12	Hong Kong SAR	5.35
13	Taiwan, China	5.28
14	Japan	5.27
15	Australia	5.24
16	Germany	5.22
17	Austria	5.17
18	Israel	5.14
19	Korea, Rep.	5.14
20	Estonia	5.02
21	Ireland	5.01
22	New Zealand	5.01
23	France	4.99
24	Belgium	4.93
25	Luxembourg	4.90
26	Malaysia	4.74
27	Malta	4.52
28	Portugal	4.48
29	United Arab Emirates	4.42
30	Slovenia	4.41
31	Chile	4.36
32	Spain	4.35
33	Hungary	4.33
34	Czech Republic	4.28
35	Tunisia	4.24
36	Qatar	4.21
37	Thailand	4.21
38	Italy	4.19
39	Lithuania	4.18
40	Barbados	4.18
41	Slovak Republic	4.15
42	Latvia	4.13
43	Cyprus	4.12
44	India	4.06
45	Jamaica	4.05
46	Croatia	4.00
47	South Africa	4.00
48	Greece	3.98
49	Mexico	3.91
50	Bahrain	3.89
51	Mauritius	3.87
52	Turkey	3.86
53	Brazil	3.84
54	Kuwait	3.80
55	Romania	3.80
56	Costa Rica	3.77
57	Jordan	3.74
58	Poland	3.69
59	China	3.68
60	Uruguay	3.67



HU Networking Readiness vývoj (WEF 2005)

The Networked Readiness Index Rankings 2005

Rank	Country	Score
1	United States	2.82
2	Singapore	1.89
3	Denmark	1.80
4	Iceland	1.79
5	Finland	1.72
6	Canada	1.54
7	Taiwan	1.51
8	Sweden	1.49
9	Switzerland	1.48
10	United Kingdom	1.44
11	Hong Kong SAR	1.44
12	Netherlands	1.39
13	Norway	1.33
14	Korea, Rep.	1.31
15	Australia	1.29
16	Japan	1.24
17	Germany	1.19
18	Austria	1.19
19	Israel	1.16
20	Ireland	1.15
21	New Zealand	1.14
22	France	1.11
23	Estonia	0.95
24	Malaysia	0.92
25	Belgium	0.87
26	Luxembourg	0.80
27	Paraguay	0.56
28	United Arab Emirates	0.54
29	Chile	0.52
30	Malta	0.51
31	Singapore	0.47
32	Czech Republic	0.36
33	Cyprus	0.36
34	Thailand	0.35
35	Slovenia	0.34
36	Turkey	0.32
37	South Africa	0.30
38	Hungary	0.27
39	Qatar	0.25
40	India	0.22
41	Slovak Republic	0.19
42	Italy	0.18
43	Sri Lanka	0.18
44	Lithuania	0.18
45	Maldives	0.17
46	Kuwait	0.16
47	Indonesia	0.12
48	Turkey	0.10
49	Bahrain	0.10
50	Chile	-0.11
51	Latvia	-0.13
52	Brazil	-0.14
53	Paraguay	-0.19
54	Jamaica	-0.11
55	Mexico	-0.14
56	Bolivia	-0.16
57	Croatia	-0.22
58	Romania	-0.22

The Networked Readiness Index 2006–2007 rankings

Rank	Country/ Economy	Score
1	Denmark	5.71
2	Sweden	5.66
3	Singapore	5.60
4	Finland	5.59
5	Switzerland	5.58
6	Netherlands	5.54
7	United States	5.54
8	Iceland	5.50
9	United Kingdom	5.45
10	Norway	5.42
11	Canada	5.35
12	Hong Kong SAR	5.35
13	Taiwan, China	5.28
14	Japan	5.27
15	Australia	5.24
16	Germany	5.22
17	Austria	5.17
18	Israel	5.14
19	Korea, Rep.	5.14
20	Estonia	5.02
21	Ireland	5.01
22	New Zealand	5.01
23	France	4.99
24	Belgium	4.93
25	Luxembourg	4.90
26	Malaysia	4.74
27	Malta	4.52
28	Portugal	4.48
29	United Arab Emirates	4.42
30	Slovenia	4.41
31	Chile	4.36
32	Spain	4.35
33	Hungary	4.33
34	Czech Republic	4.28
35	Tunisia	4.24
36	Qatar	4.21
37	Thailand	4.21
38	Italy	4.19
39	Lithuania	4.18
40	Barbados	4.18
41	Slovak Republic	4.15
42	Latvia	4.13
43	Cyprus	4.12
44	India	4.06
45	Jamaica	4.05
46	Croatia	4.00
47	South Africa	4.00
48	Greece	3.98
49	Mexico	3.91
50	Bahrain	3.89
51	Mauritius	3.87
52	Turkey	3.86
53	Brazil	3.84
54	Kuwait	3.80
55	Romania	3.80
56	Costa Rica	3.77
57	Jordan	3.74
58	Poland	3.69
59	China	3.68
60	Uruguay	3.67



SK Networking Readiness vývoj (WEF 2005)

The Networked Readiness Index Rankings 2005

Rank	Country	Score
1	United States	2.82
2	Singapore	1.89
3	Denmark	1.80
4	Iceland	1.79
5	Finland	1.72
6	Canada	1.54
7	Taiwan	1.51
8	Sweden	1.49
9	Switzerland	1.48
10	United Kingdom	1.44
11	Hong Kong SAR	1.44
12	Netherlands	1.39
13	Norway	1.32
14	Korea, Rep.	1.31
15	Australia	1.29
16	Japan	1.24
17	Germany	1.19
18	Austria	1.19
19	Israel	1.16
20	Ireland	1.15
21	New Zealand	1.14
22	France	1.11
23	Estonia	0.95
24	Malaysia	0.92
25	Belgium	0.87
26	Luxembourg	0.80
27	Paraguay	0.56
28	United Arab Emirates	0.54
29	Chile	0.52
30	Malta	0.51
31	Sri Lanka	0.47
32	Czech Republic	0.36
33	Cyprus	0.36
34	Thailand	0.35
35	Slovenia	0.34
36	Turkey	0.32
37	South Africa	0.30
38	Hungary	0.27
39	Qatar	0.25
40	India	0.22
41	Slovak Republic	0.19
42	Italy	0.18
43	Sri Lanka	0.18
44	Uzbekistan	0.18
45	Maldives	0.17
46	Kuwait	0.16
47	Indonesia	0.12
48	Turkey	0.10
49	Bahrain	0.10
50	Chile	-0.11
51	Latvia	-0.13
52	Brazil	-0.14
53	Paraguay	-0.19
54	Jamaica	-0.11
55	Mexico	-0.14
56	Bolivia	-0.16
57	Croatia	-0.22
58	Romania	-0.22

The Networked Readiness Index 2006–2007 rankings

Rank	Country/ Economy	Score
1	Denmark	5.71
2	Sweden	5.66
3	Singapore	5.60
4	Finland	5.59
5	Switzerland	5.58
6	Netherlands	5.54
7	United States	5.54
8	Iceland	5.50
9	United Kingdom	5.45
10	Norway	5.42
11	Canada	5.35
12	Hong Kong SAR	5.35
13	Taiwan, China	5.28
14	Japan	5.27
15	Australia	5.24
16	Germany	5.22
17	Austria	5.17
18	Israel	5.14
19	Korea, Rep.	5.14
20	Estonia	5.02
21	Ireland	5.01
22	New Zealand	5.01
23	France	4.99
24	Belgium	4.93
25	Luxembourg	4.90
26	Malaysia	4.74
27	Malta	4.52
28	Portugal	4.48
29	United Arab Emirates	4.42
30	Slovenia	4.41
31	Chile	4.36
32	Spain	4.35
33	Hungary	4.33
34	Czech Republic	4.28
35	Tunisia	4.24
36	Qatar	4.21
37	Thailand	4.21
38	Italy	4.19
39	Lithuania	4.18
40	Barbados	4.18
41	Slovak Republic	4.15
42	Latvia	4.13
43	Cyprus	4.12
44	India	4.06
45	Jamaica	4.05
46	Croatia	4.00
47	South Africa	4.00
48	Greece	3.98
49	Mexico	3.91
50	Bahrain	3.89
51	Mauritius	3.87
52	Turkey	3.86
53	Brazil	3.84
54	Kuwait	3.80
55	Romania	3.80
56	Costa Rica	3.77
57	Jordan	3.74
58	Poland	3.69
59	China	3.68
60	Uruguay	3.67



EST Networking Readiness vývoj (WEF 2005)

The Networked Readiness Index Rankings 2005

Rank	Country	Score
1	United States	2.82
2	Singapore	1.89
3	Denmark	1.80
4	Iceland	1.79
5	Finland	1.72
6	Canada	1.54
7	Taiwan	1.51
8	Sweden	1.49
9	Switzerland	1.48
10	United Kingdom	1.44
11	Hong Kong SAR	1.44
12	Netherlands	1.39
13	Norway	1.33
14	Korea, Rep.	1.31
15	Australia	1.29
16	Japan	1.24
17	Germany	1.19
18	Austria	1.19
19	Israel	1.16
20	Ireland	1.15
21	New Zealand	1.14
22	Estonia	1.11
23	Ecuador	0.95
24	Malaysia	0.92
25	Belgium	0.87
26	Luxembourg	0.80
27	Paraguay	0.56
28	United Arab Emirates	0.54
29	Chile	0.52
30	Malta	0.51
31	Sri Lanka	0.47
32	Czech Republic	0.36
33	Cyprus	0.36
34	Thailand	0.35
35	Slovenia	0.34
36	Turkey	0.33
37	South Africa	0.30
38	Hungary	0.27
39	Qatar	0.25
40	India	0.22
41	Slovak Republic	0.19
42	Italy	0.18
43	Sri Lanka	0.18
44	Uzbekistan	0.18
45	Malaysia	0.17
46	Ecuador	0.16
47	Japan	0.12
48	Turkey	0.10
49	Costa Rica	0.10
50	Chile	-0.11
51	Latvia	-0.13
52	Ecuador	-0.14
53	Paraguay	-0.19
54	Jamaica	-0.11
55	Mexico	-0.14
56	Bolivia	-0.16
57	Croatia	-0.22
58	Romania	-0.22

The Networked Readiness Index 2006–2007 rankings

Rank	Country/ Economy	Score
1	Denmark	5.71
2	Sweden	5.66
3	Singapore	5.60
4	Finland	5.59
5	Switzerland	5.58
6	Netherlands	5.54
7	United States	5.54
8	Iceland	5.50
9	United Kingdom	5.45
10	Norway	5.42
11	Canada	5.35
12	Hong Kong SAR	5.35
13	Taiwan, China	5.28
14	Japan	5.27
15	Australia	5.24
16	Germany	5.22
17	Austria	5.17
18	Israel	5.14
19	Korea, Rep.	5.14
20	Estonia	5.02
21	Ireland	5.01
22	New Zealand	5.01
23	France	4.99
24	Belgium	4.93
25	Luxembourg	4.90
26	Malaysia	4.74
27	Malta	4.52
28	Portugal	4.48
29	United Arab Emirates	4.42
30	Slovenia	4.41
31	Chile	4.36
32	Spain	4.35
33	Hungary	4.33
34	Czech Republic	4.28
35	Tunisia	4.24
36	Qatar	4.21
37	Thailand	4.21
38	Italy	4.19
39	Lithuania	4.18
40	Barbados	4.18
41	Slovak Republic	4.15
42	Latvia	4.13
43	Cyprus	4.12
44	India	4.06
45	Jamaica	4.05
46	Croatia	4.00
47	South Africa	4.00
48	Greece	3.98
49	Mexico	3.91
50	Bahrain	3.89
51	Mauritius	3.87
52	Turkey	3.86
53	Brazil	3.84
54	Kuwait	3.80
55	Romania	3.80
56	Costa Rica	3.77
57	Jordan	3.74
58	Poland	3.69
59	China	3.68
60	Uruguay	3.67



Záver

- systémové opatrenia (EST: 1997 – 2007)
- eGov: centr.vláda + region.+ mestá/obce
- eGov: G/inside+G2G+G2B+G2C
- dostupnosť broadbandu
- počítačová gramotnosť

Děkujeme za Vaši pozornost
Ďakujeme za Vašu pozornosť
Thanks for Your attention

jsvoboda@mvcvcr.cz

druga@pdc.sk